



AMERICAN  
BUILDING  
COMPONENTS



# PRODUCT & COLOR GUIDE



American Building Components' metal panel paint system represents the most sophisticated silicone polyester coating system in the industry. It offers optimum exterior protection and superior resistance to chemical corrosion and ultraviolet radiation.

## LOW PROFILE AND SL-16® STANDARD COLORS

The below colors can be applied to our **Thru-Fastened** and **SL-16®** panel profiles, and qualify for our Premium 40-year film integrity warranty. See inside pages for warranty options, panel profiles and corresponding trim options available in these colors.

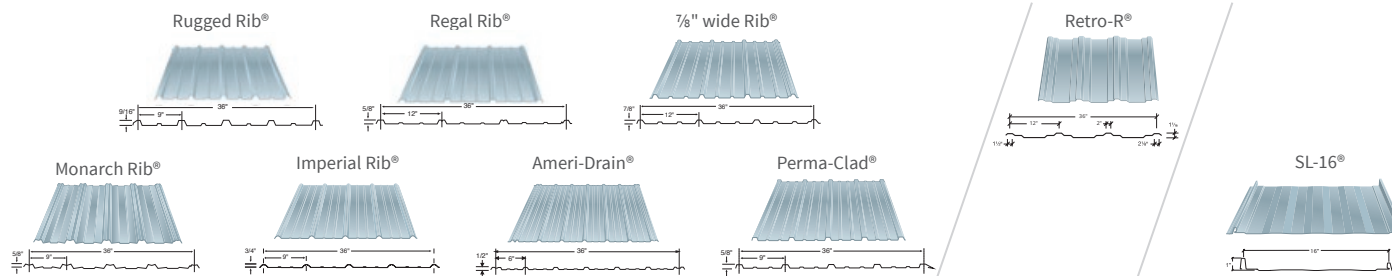
Available in 29 Gauge				
	Buckskin	Evergreen	Hawaiian Blue	Clay
				
	Radiant Red	Desert Sand	Burgundy	Cobalt Blue
Also Available in 26 Gauge				
	Coal Black	Vintage White	Galvanized	
				
	Regal White	Rustic Red	Saddle Tan	Koko Brown
				
	Light Stone	Polar White (also available in G-90 Galvanized)	Gray	Ivy Green
				
	Charcoal Gray	Burnished Slate	Galvalume Plus®	

## PRODUCT AND COLOR SELECTION

ABC offers one of the broadest selections for post-frame and residential trim applications. Custom trims are also available.

### Low-Profile Thru Fastened Panels

### SL-16® Panels



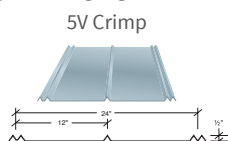
WARRANTY	COVERAGE	Post Frame / Agricultural / Residential 40-7/8"					Retro-Fit		Concealed Fastener	
Premium	40-yr. Film   30-yr. Chalk/Fade	29 Ga. Premium	26 Ga. Premium	29 Ga. Select40	29 Ga. Econo20	30 Ga. Commodity	29 Ga. Premium	26 Ga. Premium	29 Ga. Premium	26 Ga. Premium
Select40	40-yr. Film   25-yr. Chalk/Fade									
Econo20	20-yr. Film   15-yr. Chalk/Fade									
Commodity	None   None									
	Buckskin 727	■		■			■		■	
	Burgundy 717	■		■			■		■	
	Burnished Slate 212	■	■	■	■		■	■	■	■
	Charcoal Gray 219	■	■	■	■		■	■	■	■
	Clay 238	■					■		■	
	Coal Black 203	■		■			■		■	
	Cobalt Blue 209	■					■		■	
	Desert Sand 217	■		■			■		■	
	Evergreen 234	■					■		■	
	Gray 725	■	■	■	■		■	■	■	■
	Hawaiian Blue 204	■					■		■	
	Ivy Green 712	■	■	■	■		■	■	■	■
	Koko Brown 215	■	■	■	■		■	■	■	■
	Light Stone 206	■	■	■	■		■	■	■	■
	Polar White 202	■	■	■	■	■	■	■	■	■
	Radiant Red 730	■					■		■	
	Regal White 702	■	■	■	■		■	■	■	■
	Rustic Red 207	■	■	■	■		■	■	■	■
	Saddle Tan 221	■	■	■	■		■	■	■	■
	Vintage White 230	■					■		■	
	Galvalume Plus® 018	■	■				■	■	■	■
	Galvanized 001	■								

Thumbnail colors are ink representations of Premium paint chips on cover.

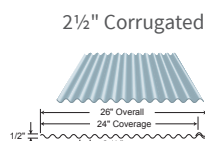
■ Premium Warranty Available

### Galvalume Panels

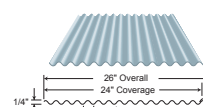
**5V Crimp**  
26 gauge and 29 gauge Galvalume Plus®



**Corrugated**  
29 gauge Galvalume Plus®



1 1/4" Corrugated



1 1/4" Corrugated panels also available in 32-gauge Economy Galvanized finish.

# COMMERCIAL/ INDUSTRIAL PANELS AND COLORS

## PRODUCT SELECTION CHART

PANEL PROFILE	Panel	29 GAUGE		26 GAUGE			24 GAUGE			22 GAUGE	
		Galvalume Plus®	Sig 200	Galvalume Plus®	Sig 200	Sig 300	Galvalume Plus®	Sig 200	Sig 300	Galvalume Plus®	Sig 200
 *PBR* PANEL	PBR	■	■	■	■	■	■	■	■	■	■
 *PBU* PANEL	PBU	■	■	■	■	■	■	■	■	■	■
 *PBC* PANEL	PBC	■	■	■	■	■	■	■	■	■	■
 *PBD* PANEL	PBD	■	■	■	■	■	■	■	■	■	■
 7.2 PANEL	7.2	■	■	■	■	■	■	■	■	■	■
 *AVP* PANEL	AVP	■	■	■	■	■	■	■	■	■	■

■ Available in any quantity

■ May require minimum quantity

### Signature® 200

STANDARD COLORS  
26- AND 24-GAUGE MATERIAL

#### Siliconized Polyester

Polar White is a Straight Polyester.

\*\* Minimum quantities and/or extended lead times required for 24-gauge. Please inquire.



HAWAIIAN BLUE\*\*




CRIMSON RED\*\*



FERN GREEN\*\*



BURNISHED SLATE\*\*



SOLAR WHITE\*\*



ASH GRAY




SADDLE TAN



DESERT SAND



KOKO BROWN



POLAR WHITE



CHARCOAL GRAY\*\*



COBALT BLUE\*\*



RUSTIC RED



LIGHT STONE


### Signature® 300

STANDARD COLORS  
26-GAUGE MATERIAL  
NOT AVAILABLE IN 7.2 PANEL


#### Polyvinylidene Fluoride (PVDF); Low Gloss

\*\* Minimum quantities and/or extended lead times required for 24-gauge. Please inquire.

† Minimum quantities and/or extended lead times required for all gauges. Please inquire.



MEDIUM BRONZE




SNOW WHITE



SLATE GRAY\*\*



ALMOND



BONE WHITE\*\*



CLASSIC GREEN\*\*



BROWNSTONE



BRITE RED †


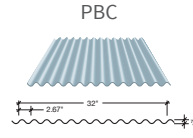
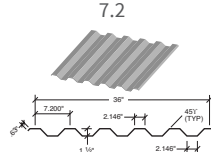
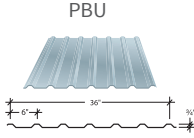
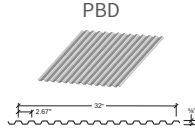
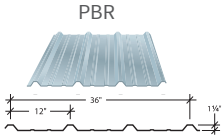


HARBOR BLUE\*\*

NOTE: UNMARKED TRIMS ARE AVAILABLE IN BOTH EXPOSED AND CONCEALED.

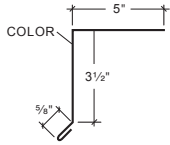
Trim categories are color coded to indicate the available ABC colors offered and are also available in bare Galvalume and bare Galvanized finishes.

## Commercial Panels and Trims

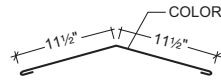


A/C/I Profiles

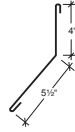
**FL 19** EAVE TRIM



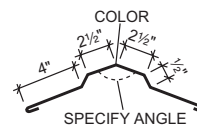
**FL 38** FLAT RIDGE CAP



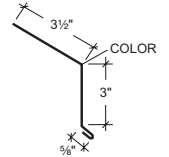
**FL 555** DENVER ENDWALL AND HIGH SIDE PARAPET



**FL 600** PLAIN RIDGE CAP

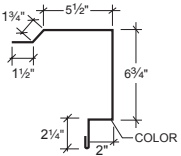


**AG 246\*** EAVE TRIM

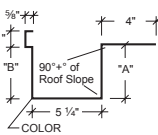


PBR and AVP Only

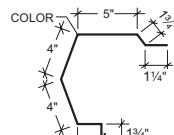
**FL 13\*** BOX RAKE TRIM



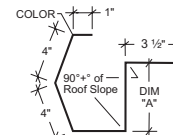
**FL 14C\*** BOX GUTTER



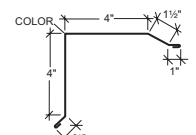
**FL 16\*** SCULPTURED RAKE



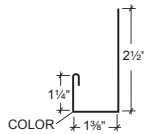
**FL 18\*** SCULPTED GUTTER



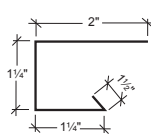
**AG 248** "PBR" GABLE TRIM



**FL 26** HEAD TRIM



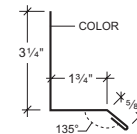
**FL 23** PANEL JAMB TRIM



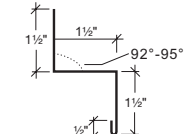
**FL 51** DIE-FORMED RIDGE CAP



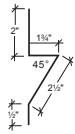
**FL 72** BASE TRIM - ALL PANELS



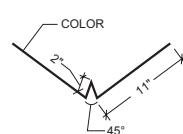
**FL 613** STACK JOINT



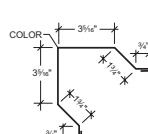
**FL 530** BASE TRIM



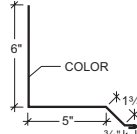
**FL 556** STANDARD VALLEY



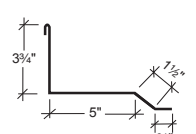
**FL 830\*** PANEL OUTSIDE CORNER



**FL 952** PARAPET RAKE

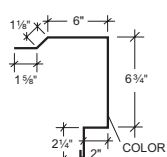


**FL 49A** PANEL TRANSITION

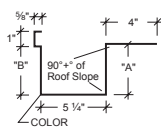


PBU, PBC and PBD Only

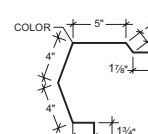
**FL 12\*** BOX RAKE TRIM



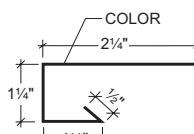
**FL 14\*** BOX GUTTER



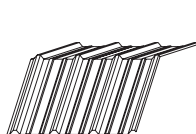
**FL 15\*** "SCULPTURED RAKE



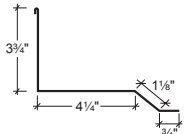
**FL 20\*** PANEL JAMB TRIM



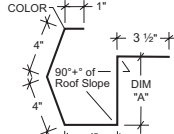
**FL 50** DIE-FORMED RIDGE CAP



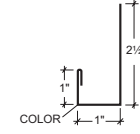
**FL 50A** PANEL TRANSITION



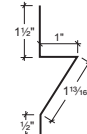
**FL 512\*** SCULPTURED GUTTER



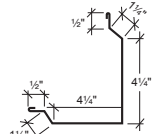
**FL 514\*** "PBU" HEAD TRIM



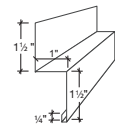
**FL 601** "PBU" BASE TRIM



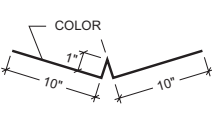
**FL 602\*** CORNER TRIM



**FL 610** Z FLASHING



**AG 237\*** STANDARD VALLEY



## NEED CUSTOM TRIM?

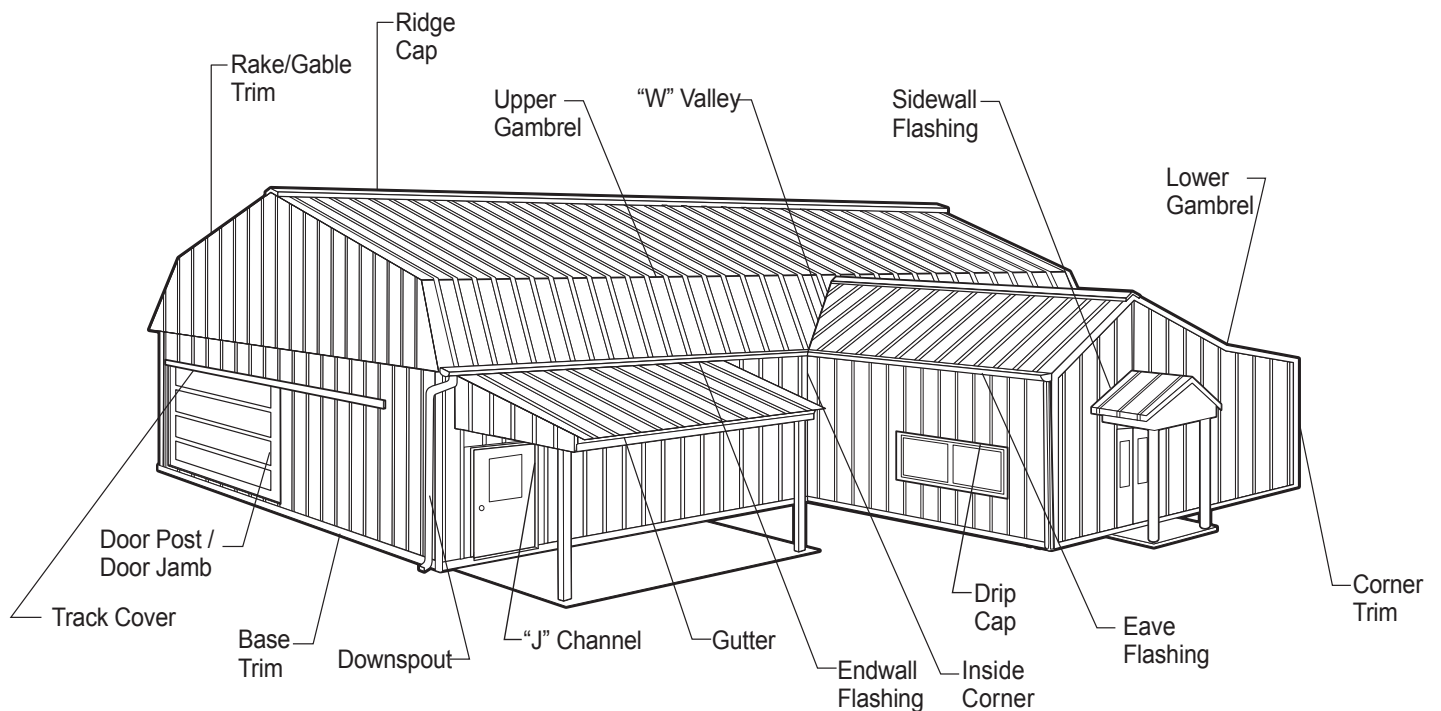
Distributors can quickly specify, price and order custom trim online through their [shop.abcmetalroofing.com](http://shop.abcmetalroofing.com) account.

\* Denotes multiple lengths or stretchouts available.

Please reference specific product manuals for full selection of trims, accessories and installation details. Visit [abcmetalroofing.com](http://abcmetalroofing.com) for details.



# 29-GAUGE LOW-PROFILE TRIM APPLICATIONS GUIDE



## Visualize ABC Colors on Your Project

Use our color visualizer to quickly test different color combinations for your project. Upload a photo of your home, or try out some of our sample projects.



Find the color visualizer at:  
[abcmetalroofing.com](http://abcmetalroofing.com)



ABCMetalRoofing.com  
shop.ABCMetalRoofing.com  
800.877.8709

Final color selection should be made from metal color chips. For the most current information available, visit our website at [abcmetalroofing.com](http://abcmetalroofing.com). Review our product installation manuals for gauge and color product installation manuals for gauge and color availability, and review our warranty documents for complete performance attributes, exceptions, and terms and conditions. Trim is available in all colors. Descriptions and specifications contained herein were in effect at the time this publication was approved for printing. In a continuing effort to refine and improve our products, American Building Components reserves the right to discontinue products at any time or change specifications and/or designs without incurring obligation. To ensure you have the latest information available, please inquire or visit our website at [abcmetalroofing.com](http://abcmetalroofing.com). Application details are for illustration purposes only and may not be appropriate for all environmental conditions, building designs or panel profiles. Projects should be designed to conform to applicable building codes, regulations and accepted industry practices.

© 2022 American Building Components®, part of **Cornerstone Building Brands** Inc. ALL RIGHTS RESERVED. 0805209991154/RevA/MS/0622